

Preface

This is a monthly bulletin of migration reports produced by the Statistics Department as the main reference on a volume of overseas visitors, cruise ship passengers, yacht passengers and resident's movement to and from the Kingdom of Tonga. This bulletin covers the period of June 2021, includes tables providing a monthly breakdown of the data. Comparative data for previous years are also included in this bulletin. Most of the information contained in this bulletin was obtained from the Immigration Department database on international arrivals and departures.

The main purpose of collecting and compiling statistics on International Arrivals and Departures, or Migration Statistics, is to make migration data available for planners and decision-makers. Tonga has a high rate of Net Migration, with more people moving out of Tonga than arriving. Production of Migration Statistics and their components enables the Statistics Department to estimate the resident population and to produce Population Projections for the whole Kingdom.

This bulletin presents information relating to the number of arrivals and departures by sex, purpose of travel, reasons for absence, country of usual residence and country visited.

A special thanks are extended to the Immigration Department of the Ministry of Foreign Affairs and Trade, Customs Departments of the Ministry of Revenue Services, Airport terminal Services, Tonga Airport Limited and Port Authority for their assistance in providing their administrative information relating to these statistics. I am also grateful particularly to my staff in the Population and Social Statistics Division who contributed to the compilation of this report.

Any suggestions that recipients of this bulletin wish to make for its future improvement will be welcomed by the Statistics Department.


.....

Dr. Viliami K Fifita

Government Statistician



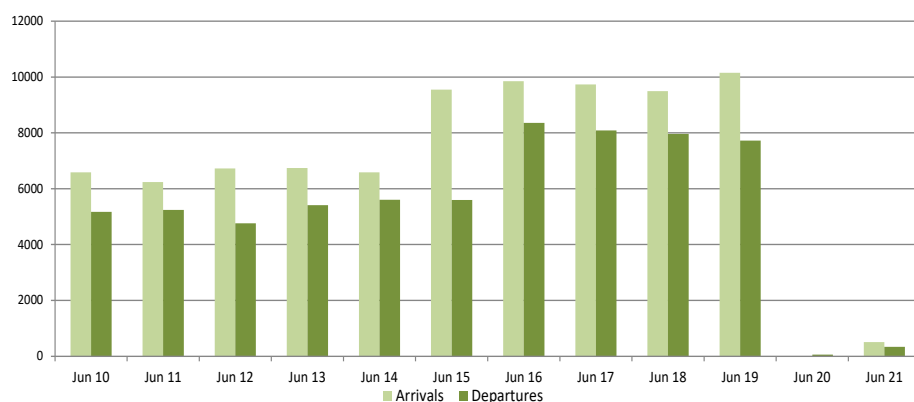
Summary of Arrivals

Table 1.: Total Arrivals by month and annual percentage change

Month of June 2021	June 2021	Numbers	June 2020	Change from previous month	Change from previous year
		May 2021			
All Arrivals	505	247	0	104.5	0.0
Air Visitors	52	18	0	188.9	0.0
Air Returning Residents	453	229	0	97.8	0.0
Cruise Ships	0	0	0	0.0	0.0
Yachts	0	0	0	0.0	0.0

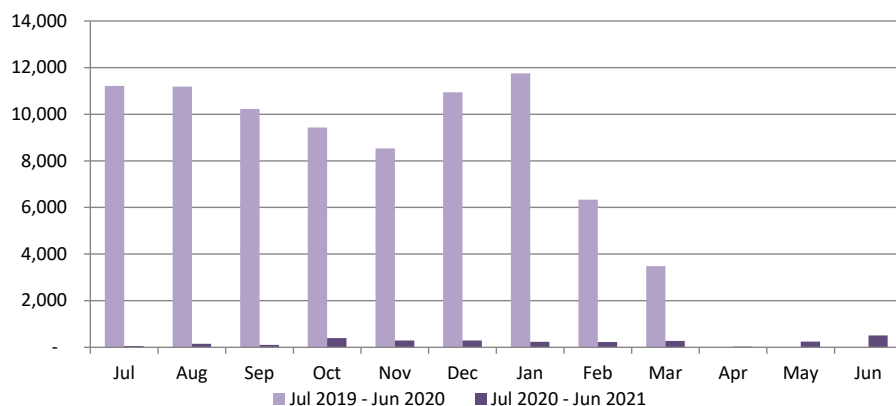
- The total of all arrivals in June 2021 were 505 people, This is an increase of 104.5% compared to the total arrivals in May 2021, (247).
- An increase of 188.9% of all air visitors (52) compared to May 2021 (18).
- Again an increase of 97.8% (453) of returning residents compared to the previous month (229)
- There were no Cruise Ships and yachts for the month of June 2021 and this is mainly due to COVID-19 restrictions.

Fig. 1. June Air Arrivals and Departures 2010 – 2021



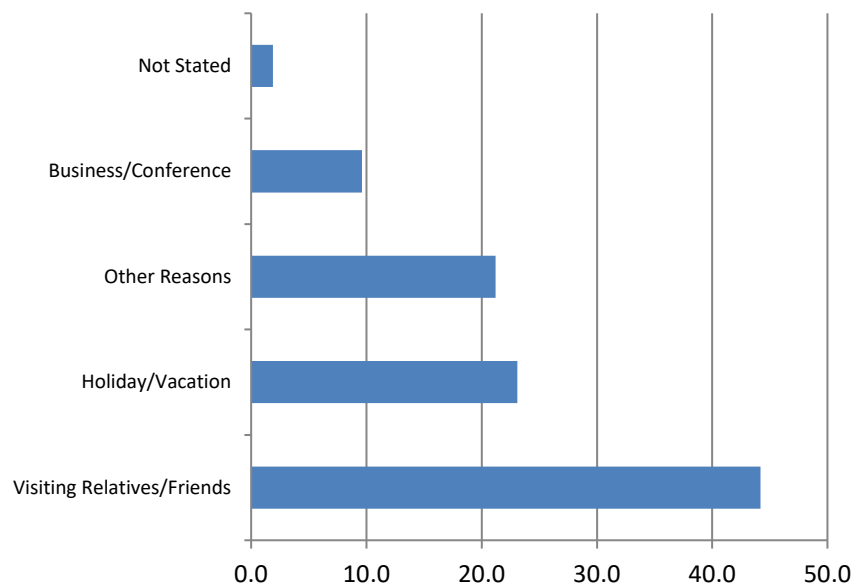
- Total air arrivals in June 2021 were 505, compared to the previous year there were no arrivals in this time due to borders lock down.
- Total air departures of 339 in June 2021, an increase of 446.8% compared to June 2020 (62)

Fig. 2. Monthly Air Arrivals vs the corresponding month of the previous year



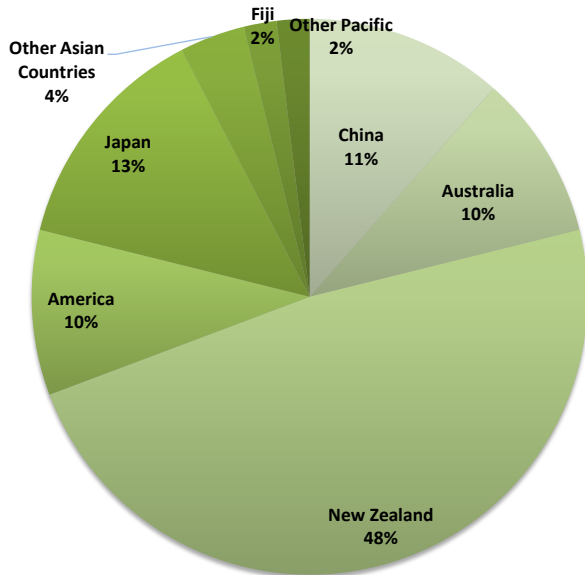
- Total air visitor arrivals in June 2021 were only 52 compared to June 2020 there were no arrivals on this month due to lock down.

Fig. 3. Air Visitors by Purpose of Visit June, 2021



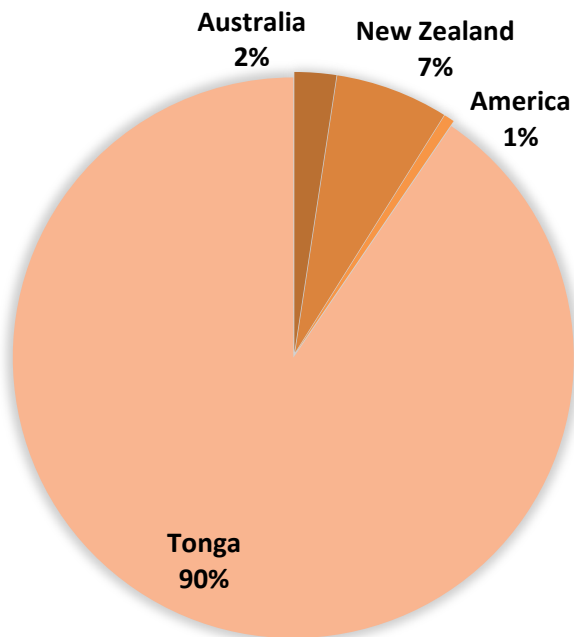
- 44.2% (23) of the total air visitors were here to visit Relatives/Friends
- Those who were here on Holidays made up 23.1% (12)
- Visitors who were here on Business were 9.6% (5) and 21.2% (11) stated other reasons like employment, Education, funerals etc

Fig. 4. Air Visitors by Country of Usual Residence June 2021



- New Zealand was the leading country in visitors arrivals by country of usual residence, accounting for 48.1 % (25) of total air visitors
- This was followed by Japan with 13.5% (7) and China with 11.5% (6)

Fig. 5. Air Departures by Country of Usual Residence June, 2021



- Most of the persons departing in the month of June were Tongan residents (306) followed by New Zealand (22) and Australia (8)

Definitions

- ▶ **A Visitor** is a person other than a Tongan citizen, permit holder and exempted person, who usually stay at least 24 hours in the Kingdom, or who stays overnight in accommodation within Tonga. This refers to passengers arriving by air and yacht only.
- ▶ **Cruise Ship Passengers** are defined as those who arrive and depart in the same vessel which is on a cruise trip, and use that vessel's accommodation during their stay in Tonga. They are also known as "Excursionist"
- ▶ **A Returning resident** is a person who has the Kingdom of Tonga as their permanent address for more than six months of the year and returns to Tonga after a trip overseas. Tongan residence is self-defined as reported by travelers when completing the Passenger Arrival Card.
- ▶ **Mode of Transport** Only air, yacht and cruise ships passengers are included. Passenger/crew on cargo, navy or special vessels are excluded.

Table 1. Monthly Arrival and Departure by Mode of Travel and Net Migration, 2012 - 2021

Period	Visitors Arrivals				Returning Residents				Total Arrivals				Total Departures				Net Migration
	Air	Ship	Yacht	Total	Air	Ship	Yacht	Total	Air	Ship	Yacht	Total	Air	Ship	Yacht	Total	
2012	47,457	7,957	1,816	57,230	25,170			25,107	72,627	7,957	1,816	82,400	74,098	7,987	1,720	83,805	(1,405)
2013	48,188	9,432	2,045	59,665	25,808			25,808	73,996	9,432	2,045	85,473	73,938	9,427	1,769	85,134	339
2014	50,436	13,733	1,632	65,801	26,573			26,573	77,009	13,733	1,632	92,374	78,604	13,724	1,762	94,090	(1,716)
2015	53,752	17,375	1,426	72,553	31,517			31,517	85,269	17,375	1,426	104,070	86,574	17,383	1,422	105,379	(1,309)
2016	59,130	25,714	1,818	86,662	36,800			36,800	95,930	25,714	1,818	123,462	95,043	25,703	1,520	122,266	1,196
2017	62,506	21,719	2,354	86,579	38,124			38,124	100,630	21,719	2,354	124,703	99,280	21,698	1,992	122,970	1,733
2018	54,046	21,708	1,552	77,306	51,428			51,428	105,474	21,708	1,552	128,734	108,770	21,714	1,602	132,086	(3,352)
2019	67,284	24,667	2,021	93,972	42,087			42,087	109,371	24,667	2,021	136,059	112,714	24,749	2,064	139,527	(3,468)
2020	9,010	2,530	6	11,546	13,836			13,836	22,846	2,530	6	25,382	26,769	2,529	8	29,306	(3,924)
2019																	
Jan	4,372	313	3	4,688	5,352			5,352	9,724	313	3	10,040	12,073	313	3	12,389	(2,349)
Feb	2,709	3,448	-	6,157	2,719			2,719	5,428	3,448	-	8,876	6,889	3,497	-	10,386	(1,510)
Mar	3,109	5,570	7	8,686	2,846			2,846	5,955	5,570	7	11,532	6,686	5,569	3	12,258	(726)
Apr	4,183	3,508	13	7,704	3,091			3,091	7,274	3,508	13	10,795	7,195	3,509	9	10,713	82
May	5,166	1,506	128	6,800	4,132			4,132	9,298	1,506	128	10,932	8,041	1,512	83	9,636	1,296
Jun	6,647	1,798	489	8,934	3,505			3,505	10,152	1,798	489	12,439	7,722	1,798	602	10,122	2,317
Jul	8,121	-	194	8,315	3,092			3,092	11,213	-	194	11,407	11,754	-	346	12,100	(693)
Aug	7,890	-	288	8,178	3,302			3,302	11,192	-	288	11,480	11,517	-	218	11,735	(255)
Sep	6,811	636	382	7,829	3,418			3,418	10,229	636	382	11,247	9,987	636	209	10,832	415
Oct	5,649	2,178	428	8,255	3,782			3,782	9,431	2,178	428	12,037	10,611	2,181	394	13,186	(1,149)
Nov	4,938	2,712	72	7,722	3,595			3,595	8,533	2,712	72	11,317	8,786	2,743	171	11,700	(383)
Dec	7,689	2,998	17	10,704	3,253			3,253	10,942	2,998	17	13,957	11,453	2,991	26	14,470	(513)
2020																	
Jan	4,665	852	-	5,517	7,087			7,087	11,752	852	-	12,604	14,576	851	-	15,427	(2,823)
Feb	3,008	1,678	6	4,692	3,328			3,328	6,336	1,678	6	8,020	6,680	1,678	8	8,366	(346)
Mar	1,259	-	-	1,259	2,219			2,219	3,478	-	-	3,478	3,778	-	-	3,778	(300)
Apr	-	-	-	-	-			-	-	-	-	-	579	-	-	579	(579)
May	-	-	-	-	-			-	-	-	-	-	93	-	-	93	(93)
Jun	-	-	-	-	-			-	-	-	-	-	62	-	-	62	(62)
Jul	1	-	-	1	56			56	57	-	-	57	96	-	-	96	(39)
Aug	5	-	-	5	145			145	150	-	-	150	130	-	-	130	20
Sep	16	-	-	16	84			84	100	-	-	100	100	-	-	100	-
Oct	13	-	-	13	379			379	392	-	-	392	218	-	-	218	174
Nov	20	-	-	20	275			275	295	-	-	295	196	-	-	196	99
Dec	23	-	-	23	263			263	286	-	-	286	261	-	-	261	25
2021																	
Jan	18	-	-	18	219			219	237	-	-	237	207	-	-	207	30
Feb	41	-	-	41	180			180	221	-	-	221	407	-	-	407	(186)
Mar	23	-	-	23	252			252	275	-	-	275	406	-	-	406	(131)
Apr	2	-	-	2	25			25	27	-	-	27	441	-	-	441	(414)
May	18	-	-	18	229			229	247	-	-	247	368	-	-	368	(121)
June	52	-	-	52	453			453	505	-	-	505	339	-	-	339	166

Table 2. Total Arrivals by Age, Type of Passangers and Gender June, 2021

Age Group	Type of Passangers								
	Total			Visitors			Returning Residents		
	Total	Male	Female	Total	Male	Female	Total	Male	Female
0-4	12	2	10	9	1	8	3	1	2
5-9	7	5	2	3	3		4	2	2
10-14	5	3	2	-			5	3	2
15-19	7	4	3	-			7	4	3
20-24	101	76	25	5	3	2	96	73	23
25-29	95	68	27	5	3	2	90	65	25
30-34	66	44	22	5	2	3	61	42	19
35-39	39	25	14	3	3		36	22	14
40-44	39	29	10	4	3	1	35	26	9
45-49	30	16	14	4	1	3	26	15	11
50-54	28	15	13	3	1	2	25	14	11
55-59	18	11	7	2	1	1	16	10	6
60-64	18	6	12	2	2		16	4	12
65-69	25	15	10	6	5	1	19	10	9
70-74	7	6	1	-			7	6	1
75+	8	5	3	1	1		7	4	3
Total	505	330	175	52	29	23	453	301	152
% Distribution	100.0	65.3	34.7	10.3	5.7	4.6	89.7	59.6	30.1

Table 3. Total Visitors by Usual Residence and Purpose of Visit June, 2021

Country of Usual Residence	Purpose of Visit						
	Total	% Distribution	Holiday/Vacation	Business/Conference	Visiting Relative/Friends	Other Reasons	Not Stated
Australia	5	9.6	1	-	4	-	-
New Zealand	25	48.1	7	-	16	1	1
Fiji	1	1.9	-	-	1	-	-
American Samoa	-	-	-	-	-	-	-
Western Samoa	-	-	-	-	-	-	-
Other Pacific Islands	1	1.9	1	-	-	-	-
Japan	7	13.5	-	4	-	3	-
China	6	11.5	-	-	-	6	-
India	-	-	-	-	-	-	-
Korea	-	-	-	-	-	-	-
Other Asian Countries	2	3.8	2	-	-	-	-
UK	-	-	-	-	-	-	-
Germany	-	-	-	-	-	-	-
Total	-	-	-	-	-	-	-
Italy	-	-	-	-	-	-	-
Other European Countries	-	-	-	-	-	-	-
All African Countries	-	-	-	-	-	-	-
United States of America	5	9.6	1	1	2	1	-
Canada	-	-	-	-	-	-	-
Other American Countries	-	-	-	-	-	-	-
Total	52	100.0	12	5	23	11	1
% Distribution	100.0		23.1	9.6	44.2	21.2	1.9

Table 4: AIR DEPARTURES by Age Group, Passanger's Type for June, 2021

<i>Age Group</i>	<i>Returning Residence</i>	<i>Percentage Distribution</i>	<i>Visitors</i>	<i>Percentage Distribution</i>	<i>Total</i>	<i>Percentage Distribution</i>
0 - 4	2	0.7	1	3.0	3	0.9
5 - 9	2	0.7	3	9.1	5	1.5
10 - 14	3	1.0	1	3.0	4	1.2
15 - 19	4	1.3	6	18.2	10	2.9
20 - 24	91	29.7	1	3.0	92	27.1
25 - 29	77	25.2	4	12.1	81	23.9
30 - 34	42	13.7	4	12.1	46	13.6
35 - 39	27	8.8		0.0	27	8.0
40 - 44	29	9.5	2	6.1	31	9.1
45 - 49	19	6.2	3	9.1	22	6.5
50 - 54	4	1.3	2	6.1	6	1.8
55 - 59	2	0.7	1	3.0	3	0.9
60 - 64	3	1.0	4	12.1	7	2.1
65 - 69	1	0.3		0.0	1	0.3
70 - 74		-	1	3.0	1	0.3
75+	0	-	0	0.0	0	0.0
All Ages	306	100.0	33	100.0	339	100.0
YACHT	-	-	-	-	0	0
CRUISE SHIP	-	-	-	-	-	0
Total	306	100.0	33	100.0	339	100.0

Table 5. Total Departures by Country of Residence and Gender June, 2021

<i>Country of Usual Residence</i>	<i>Male</i>	<i>Percent</i>	<i>Female</i>	<i>Percent</i>	<i>Total</i>	<i>Percent</i>
	<i>No.</i>	<i>Distribution</i>	<i>No.</i>	<i>Distribution</i>		
Australia	3	1.2	5	5.3	8	2.4
New Zealand	11	4.5	11	11.6	22	6.5
Fiji		-		-	-	-
American Samoa		-		-	-	-
Western Samoa		-		-	-	-
Tonga	229	93.9	77	81.1	306	90.3
Other Pacific Islands		-		-	-	-
Japan		-		-	-	-
China		-		-	-	-
India		-		-	-	-
Korea		-		-	-	-
Other Asian Countries	1	-		-	1	0.3
UK		-		-	-	-
Germany		-		-	-	-
France		-		-	-	-
Italy		-		-	-	-
Other European Countries		-		-	-	-
All African Countries		-		-	-	-
United States of America		-	2	2.1	2	0.6
Canada		-		-	-	-
Other American Countries		-		-	-	-
Total	244	99.6	95	100.0	339	100.0