

## Preface

This is a monthly bulletin of migration reports produced by the Statistics Department as the main reference on a volume of overseas visitors, cruise ship passengers, yacht passengers and resident's movement to and from the Kingdom of Tonga. This bulletin covers the period of August 2020, includes tables providing a monthly breakdown of the data. Comparative data for previous years are also included in this bulletin. Most of the information contained in this bulletin was obtained from the Immigration Department database on international arrivals and departures.

The main purpose of collecting and compiling statistics on International Arrivals and Departures, or Migration Statistics, is to make migration data available for planners and decision-makers. Tonga has a high rate of Net Migration, with more people moving out of Tonga than arriving. Production of Migration Statistics and their components enables the Statistics Department to estimate the resident population and to produce Population Projections for the whole Kingdom.

This bulletin presents information relating to the number of arrivals and departures by sex, purpose of travel, reasons for absence, country of usual residence and country visited.

A special thanks are extended to the Immigration Department of the Ministry of Foreign Affairs and Trade, Customs Departments of the Ministry of Revenue Services, Airport terminal Services, Tonga Airport Limited and Port Authority for their assistance in providing their administrative information relating to these statistics. I am also grateful particularly to my staff in the Population and Social Statistics Division who contributed to the compilation of this report.

Any suggestions that recipients of this bulletin wish to make for its future improvement will be welcomed by the Statistics Department.

  
.....

Dr. Viliami K Fifita

*Government Statistician*



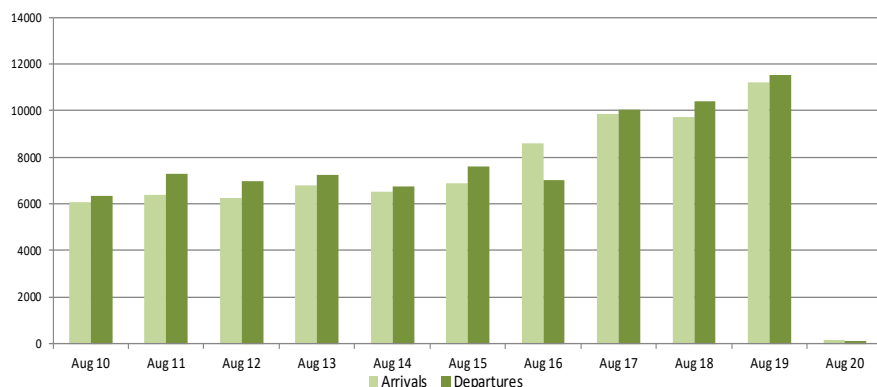
## Summary of Arrivals

**Table 1:** Total Arrivals by month and annual percentage change

| Type and Mode of Arrivals | Number      |           |             | Percent                    |                           |
|---------------------------|-------------|-----------|-------------|----------------------------|---------------------------|
|                           | August 2020 | July 2020 | August 2019 | Change from previous month | Change from previous year |
| All Arrivals              | 150         | 57        | 11,480      | 163.2                      | -98.7                     |
| Air Visitors              | 5           | 1         | 7,890       | 400.0                      | -99.9                     |
| Air Returning Residents   | 145         | 56        | 3,302       | 158.9                      | -95.6                     |
| Cruise Ships              | 0           | 0         | 0           | 0.0                        | 0.0                       |
| Yachts                    | 0           | 0         | 0           | 0.0                        | 0.0                       |

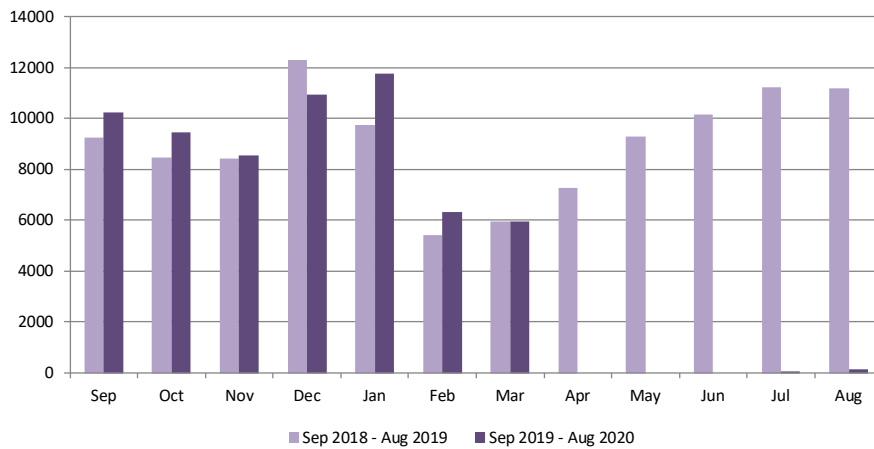
- The total of all arrivals in August 2020 was 150 people, this is an increase of 163.2 percent compared to the total arrivals in July, 57.
- An increase of 400% of all air visitors (5) compared to July 2020 (1).
- Again an increase of 158.9% (145) of returning residents compared to the previous month (56)
- There were no Cruise Ships and yachts for the month of August 2020

**Fig. 1. August Air Arrivals and Departures 2010 – 2020**



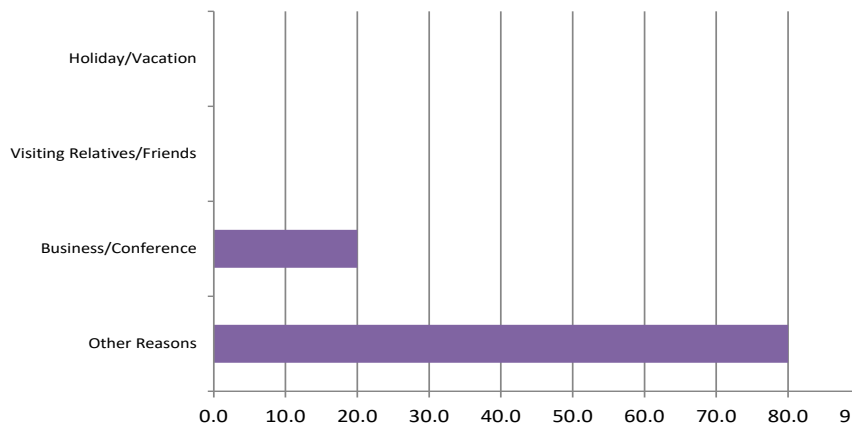
- Total air arrivals in August 2020 were 150 a decline of 99.0% compared to August 2019 (11,192).
- Total air departures of 130 in August 2020, a decline of 99.0% compared to August 2019 (11,517)

**Fig. 2. Monthly Air Arrivals vs the corresponding month of the previous year**



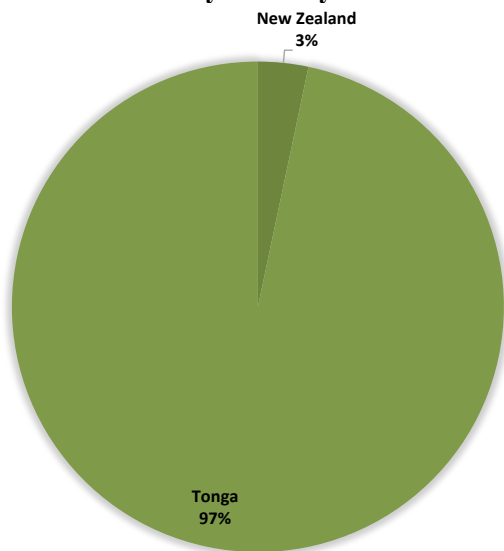
- In the months of April, May and June 2020 there were no arrivals and this was mainly due to covid – 19 and July and August arrivals is very low compared to the corresponding month of the previous year
- Total air visitor arrivals in August 2020 were 5 a decline of 100% compared to August 2019 (7,890)

**Fig. 3. Air Visitors by Purpose of Visit August, 2020**



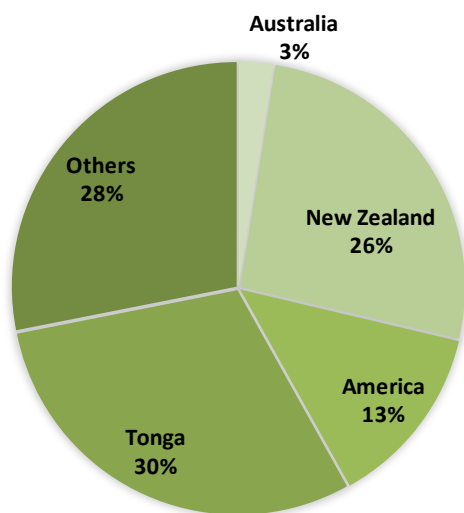
- Almost all 80.0% (4) of the total air visitors stated other reasons for their visit
- Visitors who were here on Business or Conference made up 20% (1)

**Fig. 4. Air Visitors by Country of Usual Residence August 2020**



- 97.3% (145) were Tongans coming back to the country because of the covid – 19 lockdown
- Total air visitors for the month of August stated that their country of residence was New Zealand 3.3% (5)

**Fig. 5. Air Departures by Country of Usual Residence August, 2020**



- Most of the persons departing in the month of August were Tongan residents (39) followed by New Zealand (34) and America (17)

## Definitions

- ▶ **A Visitor** is a person other than a Tongan citizen, permit holder and exempted person, who usually stay at least 24 hours in the Kingdom, or who stays overnight in accommodation within Tonga. This refers to passengers arriving by air and yacht only.
- ▶ **Cruise Ship Passengers** are defined as those who arrive and depart in the same vessel which is on a cruise trip, and use that vessel's accommodation during their stay in Tonga. They are also known as "Excursionist"
- ▶ **A Returning resident** is a person who has the Kingdom of Tonga as their permanent address for more than six months of the year and returns to Tonga after a trip overseas. Tongan residence is self-defined as reported by travelers when completing the Passenger Arrival Card.
- ▶ **Mode of Transport** Only air, yacht and cruise ships passengers are included. Passenger/crew on cargo, navy or special vessels are excluded.

**Table 1. Monthly Arrival and Departure by Mode of Travel and Net Migration, 2010 - 2019**

| Period      | Visitors Arrivals |        |       |        | Returning Residents |      |       |        | Total Arrivals |        |       |         | Total Departures |        |       |         | Net Migration |
|-------------|-------------------|--------|-------|--------|---------------------|------|-------|--------|----------------|--------|-------|---------|------------------|--------|-------|---------|---------------|
|             | Air               | Ship   | Yacht | Total  | Air                 | Ship | Yacht | Total  | Air            | Ship   | Yacht | Total   | Air              | Ship   | Yacht | Total   |               |
| 2010        | 47,081            | 16,265 | 1,659 | 65,005 | 24,501              |      |       | 24,501 | 71,582         | 16,265 | 1,659 | 89,506  | 72,533           | 16,244 | 1,830 | 90,607  | (1,101)       |
| 2011        | 46,005            | 20,519 | 1,849 | 68,373 | 26,587              |      |       | 26,587 | 72,592         | 20,519 | 1,849 | 94,960  | 73,589           | 20,550 | 1,468 | 95,607  | (647)         |
| 2012        | 47,457            | 7,957  | 1,816 | 57,230 | 25,170              |      |       | 25,107 | 72,627         | 7,957  | 1,816 | 82,400  | 74,098           | 7,987  | 1,720 | 83,805  | (1,405)       |
| 2013        | 48,188            | 9,432  | 2,045 | 59,665 | 25,808              |      |       | 25,808 | 73,996         | 9,432  | 2,045 | 85,473  | 73,938           | 9,427  | 1,769 | 85,134  | 339           |
| 2014        | 48,854            | 13,733 | 1,632 | 64,219 | 26,128              |      |       | 26,128 | 74,982         | 13,733 | 1,632 | 90,347  | 78,604           | 13,724 | 1,762 | 94,090  | (3,743)       |
| 2015        | 53,752            | 17,375 | 1,426 | 72,553 | 31,517              |      |       | 31,517 | 85,269         | 17,375 | 1,426 | 104,070 | 86,574           | 17,383 | 1,422 | 105,379 | (1,309)       |
| 2016        | 59,130            | 25,714 | 1,816 | 86,662 | 36,800              |      |       | 36,800 | 95,930         | 25,714 | 1,818 | 123,462 | 95,043           | 25,703 | 1,520 | 122,266 | 1,196         |
| 2017        | 62,506            | 21,719 | 2,354 | 86,579 | 38,124              |      |       | 38,124 | 100,630        | 21,719 | 2,344 | 124,693 | 99,280           | 21,698 | 1,992 | 122,970 | (3,857)       |
| 2018        | 54,046            | 21,708 | 1,559 | 77,306 | 51,428              |      |       | 51,428 | 105,474        | 21,708 | 1,559 | 128,741 | 108,770          | 21,714 | 1,602 | 132,086 | (3,352)       |
| 2019        | 67,284            | 24,667 | 2,021 | 93,972 | 42,087              |      |       | 42,087 | 109,371        | 24,667 | 2,021 | 136,059 | 112,714          | 24,749 | 2,064 | 139,527 | (3,468)       |
| <b>2018</b> |                   |        |       |        |                     |      |       |        |                |        |       |         |                  |        |       |         |               |
| Jan         | 4,294             | 3,346  | 7     | 7,640  | 4,828               |      |       | 4,828  | 9,122          | 3,346  | 7     | 12,475  | 12,147           | 3,349  | 6     | 15,502  | (3,034)       |
| Feb         | 2,336             | 1,520  | -     | 3,856  | 3,217               |      |       | 3,217  | 5,553          | 1,520  | -     | 7,073   | 6,686            | 1,526  | -     | 8,212   | (1,139)       |
| Mar         | 2,835             | 3,062  | 14    | 5,911  | 3,205               |      |       | 3,205  | 6,040          | 3,062  | 14    | 9,116   | 7,376            | 3,062  | 1     | 10,439  | (1,323)       |
| Apr         | 3,099             | 2,344  | 34    | 5,477  | 3,309               |      |       | 3,309  | 6,408          | 2,344  | 34    | 8,786   | 6,454            | 2,343  | 39    | 8,836   | (50)          |
| May         | 4,348             | 627    | 166   | 5,141  | 5,385               |      |       | 5,385  | 9,733          | 627    | 166   | 10,526  | 8,275            | 631    | 56    | 8,962   | 1,564         |
| Jun         | 4,785             | 3,318  | 305   | 8,408  | 4,711               |      |       | 4,711  | 9,496          | 3,318  | 305   | 13,119  | 7,962            | 3,316  | 275   | 11,553  | 1,566         |
| Jul         | 7,011             | 1,861  | 174   | 9,046  | 3,960               |      |       | 3,960  | 10,971         | 1,861  | 174   | 13,006  | 11,444           | 1,863  | 272   | 13,579  | (573)         |
| Aug         | 5,855             | -      | 252   | 6,107  | 3,868               |      |       | 3,868  | 9,723          | -      | 252   | 9,975   | 10,408           | -      | 319   | 10,727  | (752)         |
| Sep         | 5,061             | -      | 256   | 5,317  | 4,200               |      |       | 4,200  | 9,261          | -      | 256   | 9,517   | 8,976            | -      | 316   | 9,292   | 225           |
| Oct         | 4,504             | 4,746  | 295   | 9,545  | 3,948               |      |       | 3,948  | 8,452          | 4,746  | 295   | 13,493  | 9,781            | 4,744  | 218   | 14,743  | (1,250)       |
| Nov         | 3,636             | 884    | 50    | 4,570  | 4,776               |      |       | 4,776  | 8,412          | 884    | 50    | 9,346   | 8,520            | 880    | 88    | 9,488   | (142)         |
| Dec         | 6,282             | -      | 6     | 6,288  | 6,021               |      |       | 6,021  | 12,303         | -      | 6     | 12,309  | 10,741           | -      | 12    | 10,753  | 1,556         |
| <b>2019</b> |                   |        |       |        |                     |      |       |        |                |        |       |         |                  |        |       |         |               |
| Jan         | 4,372             | 313    | 3     | 4,688  | 5,352               |      |       | 5,352  | 9,724          | 313    | 3     | 10,040  | 12,073           | 313    | 3     | 12,389  | (2,349)       |
| Feb         | 2,709             | 3,448  | -     | 6,157  | 2,719               |      |       | 2,719  | 5,428          | 3,448  | -     | 8,876   | 6,889            | 3,497  | -     | 10,386  | (1,510)       |
| Mar         | 3,109             | 5,570  | 7     | 8,686  | 2,846               |      |       | 2,846  | 5,955          | 5,570  | 7     | 11,532  | 6,686            | 5,569  | 3     | 12,258  | (726)         |
| Apr         | 4,183             | 3,508  | 13    | 7,704  | 3,091               |      |       | 3,091  | 7,274          | 3,508  | 13    | 10,795  | 7,195            | 3,509  | 9     | 10,713  | 82            |
| May         | 5,166             | 1,506  | 128   | 6,800  | 4,132               |      |       | 4,132  | 9,298          | 1,506  | 128   | 10,932  | 8,041            | 1,512  | 83    | 9,636   | 1,564         |
| Jun         | 6,647             | 1,798  | 489   | 8,934  | 3,505               |      |       | 3,505  | 10,152         | 1,798  | 489   | 12,439  | 7,722            | 1,798  | 602   | 10,122  | 2,317         |
| Jul         | 8,121             | -      | 194   | 8,315  | 3,092               |      |       | 3,092  | 11,213         | -      | 194   | 11,407  | 11,754           | -      | 346   | 12,100  | (693)         |
| Aug         | 7,890             | -      | 288   | 8,178  | 3,302               |      |       | 3,302  | 11,192         | -      | 288   | 11,480  | 11,517           | -      | 218   | 11,735  | (255)         |
| Sep         | 6,811             | 636    | 382   | 7,829  | 3,418               |      |       | 3,418  | 10,229         | 636    | 382   | 11,247  | 9,987            | 636    | 209   | 10,832  | 415           |
| Oct         | 5,649             | 2,178  | 428   | 8,255  | 3,782               |      |       | 3,782  | 9,431          | 2,178  | 428   | 12,037  | 10,611           | 2,181  | 394   | 13,186  | (1,149)       |
| Nov         | 4,938             | 2,712  | 72    | 7,722  | 3,595               |      |       | 3,595  | 8,533          | 2,712  | 72    | 11,317  | 8,786            | 2,743  | 171   | 11,700  | (383)         |
| Dec         | 7,689             | 2,998  | 17    | 10,704 | 3,253               |      |       | 3,253  | 10,942         | 2,998  | 17    | 13,957  | 11,453           | 2,991  | 26    | 14,470  | (513)         |
| <b>2020</b> |                   |        |       |        |                     |      |       |        |                |        |       |         |                  |        |       |         |               |
| Jan         | 4,665             | 852    | -     | 5,517  | 7,087               |      |       | 7,087  | 11,752         | 852    | -     | 12,604  | 14,576           | 851    | -     | 15,427  | (2,823)       |
| Feb         | 3,008             | 1,678  | 6     | 4,692  | 3,328               |      |       | 3,328  | 6,336          | 1,678  | 6     | 8,020   | 6,680            | 1,678  | 8     | 8,366   | (346)         |
| Mar         | 3,109             | 5,570  | 7     | 8,686  | 2,846               |      |       | 2,846  | 5,955          | 5,570  | 7     | 11,532  | 6,686            | 5,569  | 3     | 12,258  | (726)         |
| Apr         | -                 | -      | -     | -      | -                   |      |       | -      | -              | -      | -     | -       | 579              | -      | -     | 579     | (579)         |
| May         | -                 | -      | -     | -      | -                   |      |       | -      | -              | -      | -     | -       | 93               | -      | -     | 93      | (93)          |
| Jun         | -                 | -      | -     | -      | -                   |      |       | -      | -              | -      | -     | -       | 62               | -      | -     | 62      | (62)          |
| Jul         | 1                 | -      | -     | 1      | 56                  |      |       | 56     | 57             | -      | -     | 57      | 96               | -      | -     | 96      | (39)          |
| Aug         | 5                 | -      | -     | 5      | 145                 |      |       | 145    | 150            | -      | -     | 150     | 130              | -      | -     | 130     | 20            |

Table 2. Total Arrivals by Age, Type of Passangers and Gender August, 2020

| Age Group             | Type of Passangers |             |             |            |            |            |                     |             |             |
|-----------------------|--------------------|-------------|-------------|------------|------------|------------|---------------------|-------------|-------------|
|                       | Total              |             |             | Visitors   |            |            | Returning Residents |             |             |
|                       | Total              | Male        | Female      | Total      | Male       | Female     | Total               | Male        | Female      |
| 0-4                   | -                  | -           | -           | -          | 0          | 0          | -                   | 0           | 0           |
| 5-9                   | 3                  | 2           | 1           | -          | 0          | 0          | 3                   | 2           | 1           |
| 10-14                 | 2                  | 1           | 1           | -          | 0          | 0          | 2                   | 1           | 1           |
| 15-19                 | 3                  | 3           | -           | -          | 0          | 0          | 3                   | 3           | 0           |
| 20-24                 | 26                 | 20          | 6           | -          | 0          | 0          | 26                  | 20          | 6           |
| 25-29                 | 21                 | 18          | 3           | -          | 0          | 0          | 21                  | 18          | 3           |
| 30-34                 | 19                 | 16          | 3           | -          | 0          | 0          | 19                  | 16          | 3           |
| 35-39                 | 21                 | 18          | 3           | -          | 0          | 0          | 21                  | 18          | 3           |
| 40-44                 | 10                 | 6           | 4           | -          | 0          | 0          | 10                  | 6           | 4           |
| 45-49                 | 12                 | 7           | 5           | 3          | 1          | 2          | 9                   | 6           | 3           |
| 50-54                 | 11                 | 7           | 4           | -          | 0          | 0          | 11                  | 7           | 4           |
| 55-59                 | 9                  | 6           | 3           | 1          | 1          | 0          | 8                   | 5           | 3           |
| 60-64                 | 5                  | 4           | 1           | 1          | 0          | 1          | 4                   | 4           | 0           |
| 65-69                 | 1                  | -           | 1           | -          | 0          | 0          | 1                   | 0           | 1           |
| 70-74                 | 5                  | 1           | 4           | -          | 0          | 0          | 5                   | 1           | 4           |
| 75+                   | 2                  | 1           | 1           | -          | 0          | 0          | 2                   | 1           | 1           |
| <b>Total</b>          | <b>150</b>         | <b>110</b>  | <b>40</b>   | <b>5</b>   | <b>2</b>   | <b>3</b>   | <b>145</b>          | <b>108</b>  | <b>37</b>   |
| <b>% Distribution</b> | <b>100.0</b>       | <b>73.3</b> | <b>26.7</b> | <b>3.3</b> | <b>1.3</b> | <b>2.0</b> | <b>96.7</b>         | <b>72.0</b> | <b>24.7</b> |

Table 3. Total Visitors by Usual Residence and Purpose of Visit August, 2020

| Country of Usual Residence | Country of   |                |                  |                     |                           |               |            |
|----------------------------|--------------|----------------|------------------|---------------------|---------------------------|---------------|------------|
|                            | Total        | % Distribution | Holiday/Vacation | Business/Conference | Visiting Relative/Friends | Other Reasons | Not Stated |
| Australia                  | -            | -              |                  |                     |                           |               |            |
| New Zealand                | 5            | 100.0          |                  | 1                   |                           | 4             |            |
| Fiji                       | -            | -              |                  |                     |                           |               |            |
| American Samoa             | -            | -              |                  |                     |                           |               |            |
| Western Samoa              | -            | -              |                  |                     |                           |               |            |
| Other Pacific Is           | -            | -              |                  |                     |                           |               |            |
| Japan                      | -            | -              |                  |                     |                           |               |            |
| China                      | -            | -              |                  |                     |                           |               |            |
| India                      | -            | -              |                  |                     |                           |               |            |
| Korea                      | -            | -              |                  |                     |                           |               |            |
| Other Asian Countries      | -            | -              |                  |                     |                           |               |            |
| UK                         | -            | -              |                  |                     |                           |               |            |
| Germany                    | -            | -              |                  |                     |                           |               |            |
| France                     | -            | -              |                  |                     |                           |               |            |
| Italy                      | -            | -              |                  |                     |                           |               |            |
| Other European Countries   | -            | -              |                  |                     |                           |               |            |
| All African Countries      | -            | -              |                  |                     |                           |               |            |
| United States of America   | -            | -              |                  |                     |                           |               |            |
| Canada                     | -            | -              |                  |                     |                           |               |            |
| Other American Countries   | -            | -              |                  |                     |                           |               |            |
| <b>Total</b>               | <b>5</b>     | <b>100.0</b>   | <b>-</b>         | <b>1</b>            | <b>-</b>                  | <b>4</b>      | <b>-</b>   |
| <b>% Distribution</b>      | <b>100.0</b> |                | <b>-</b>         | <b>20.0</b>         | <b>-</b>                  | <b>80.0</b>   | <b>-</b>   |

**Table 4: AIR DEPARTURES by Age Group, Passanger's Type for August, 2020**

| <i>Age Group</i>   | <i>Returning Residence</i> | <i>Percentage Distribution</i> | <i>Visitors</i> | <i>Percentage Distribution</i> | <i>Total</i> | <i>Percentage Distribution</i> |
|--------------------|----------------------------|--------------------------------|-----------------|--------------------------------|--------------|--------------------------------|
| 0 - 4              | 0                          | -                              | 8               | 8.6                            | 8            | 6.1                            |
| 5 - 9              | 2                          | 5.9                            | 7               | 7.4                            | 9            | 7.0                            |
| 10 - 14            | 1                          | 2.9                            | 7               | 7.4                            | 8            | 6.1                            |
| 15 - 19            | 2                          | 5.9                            | 2               | 2.5                            | 5            | 3.5                            |
| 20 - 24            | 3                          | 8.8                            | 8               | 8.6                            | 11           | 8.7                            |
| 25 - 29            | 6                          | 14.7                           | 10              | 11.1                           | 16           | 12.2                           |
| 30 - 34            | 6                          | 14.7                           | 15              | 16.0                           | 20           | 15.7                           |
| 35 - 39            | 3                          | 8.8                            | 8               | 8.6                            | 11           | 8.7                            |
| 40 - 44            | 2                          | 5.9                            | 12              | 13.6                           | 15           | 11.3                           |
| 45 - 49            | 1                          | 2.9                            | 2               | 2.5                            | 3            | 2.6                            |
| 50 - 54            | 3                          | 8.8                            | 5               | 4.9                            | 8            | 6.1                            |
| 55 - 59            | 2                          | 5.9                            | 3               | 3.7                            | 6            | 4.3                            |
| 60 - 64            | 0                          | -                              | 1               | 1.2                            | 1            | 0.9                            |
| 65 - 69            | 3                          | 8.8                            | 0               | 0.0                            | 3            | 2.6                            |
| 70 - 74            | 2                          | 5.9                            | 2               | 2.5                            | 5            | 3.5                            |
| 75+                | 0                          | -                              | 1               | 1.2                            | 1            | 0.9                            |
| <b>All Ages</b>    | <b>38</b>                  | <b>100.0</b>                   | <b>92</b>       | <b>100.0</b>                   | <b>130</b>   | <b>100.0</b>                   |
| <b>YACHT</b>       | -                          | -                              | -               | -                              | 0            | -                              |
| <b>CRUISE SHIP</b> | -                          | -                              | -               | -                              | -            | -                              |
| <b>Total</b>       | <b>38</b>                  | <b>100.0</b>                   | <b>92</b>       | <b>100.0</b>                   | <b>130</b>   | <b>100.0</b>                   |

**Table 5. Total Departures by Country of Residence and Gender August, 2020**

| <i>Country of Usual Residence</i> | <i>Male</i> | <i>Percent</i>      | <i>Female</i> | <i>Percent</i>      | <i>Total</i> | <i>Percent</i> |
|-----------------------------------|-------------|---------------------|---------------|---------------------|--------------|----------------|
|                                   | <i>No.</i>  | <i>Distribution</i> | <i>No.</i>    | <i>Distribution</i> |              |                |
| Australia                         | 2           | 3.1                 | 1             | 1.8                 | 3            | 2.5            |
| New Zealand                       | 12          | 16.9                | 22            | 38.2                | 34           | 26.2           |
| Fiji                              | -           | -                   | -             | -                   | -            | -              |
| American Samoa                    | -           | -                   | -             | -                   | -            | -              |
| Western Samoa                     | -           | -                   | -             | -                   | -            | -              |
| Tonga                             | 21          | 29.2                | 18            | 30.9                | 39           | 30.0           |
| Other Pacific Islands             | -           | -                   | -             | -                   | -            | -              |
| Japan                             | -           | -                   | -             | -                   | -            | -              |
| China                             | 7           | 9.2                 | 6             | 10.9                | 13           | 10.0           |
| India                             | -           | -                   | -             | -                   | -            | -              |
| Korea                             | -           | -                   | -             | -                   | -            | -              |
| Other Asian Countries             | 19          | 26.2                | -             | -                   | 19           | 14.7           |
| UK                                | 1           | 1.5                 | -             | -                   | 1            | 0.9            |
| Germany                           | -           | -                   | -             | -                   | -            | -              |
| France                            | -           | -                   | -             | -                   | -            | -              |
| Italy                             | -           | -                   | -             | -                   | -            | -              |
| Other European Countries          | 2           | 3.1                 | -             | -                   | 2            | 1.7            |
| All African Countries             | -           | -                   | -             | -                   | -            | -              |
| United States of America          | 7           | 9.2                 | 10            | 18.2                | 17           | 13.2           |
| Canada                            | 1           | 1.5                 | -             | -                   | 1            | 0.9            |
| Other American Countries          | -           | -                   | -             | -                   | -            | -              |
| <b>Total</b>                      | <b>73</b>   | <b>100.0</b>        | <b>57</b>     | <b>100.0</b>        | <b>130</b>   | <b>100.0</b>   |