



**SERIES NO.**  
**SDT: 39-M 118**

**Government of Tonga**

# **STATISTICAL BULLETIN**

## **ON**



# **MONTHLY MIGRATION**

## **STATISTICS**

### **MARCH 2026**

Statistics Department  
P.O. Box 149,  
Nuku'alofa,  
Kingdom of Tonga  
Website: [www.tongastats.gov.to](http://www.tongastats.gov.to)  
E-mail: [dept@stats.gov.to](mailto:dept@stats.gov.to)

**Apr 2026**

## Preface

This monthly migration statistics bulletin is produced by the Tonga Statistics Department (TSD) as a key reference on the volume of overseas arrivals and departures by air, cruise ships, and yachts, as well as residents' movements to and from the Kingdom of Tonga. This edition covers March 2026, providing a detailed monthly breakdown of the data alongside comparative figures from previous years. The information presented in this bulletin is sourced from the Customs Department and the Immigration Department's Border Management Information System (BMIS), the Migration Information and Data Analysis System (MIDAS).

The primary purpose of collecting and compiling Migration Statistics is to provide valuable data for planners and decision-makers. With Tonga experiencing a high rate of net migration loss, where more people are leaving than entering the country, the production of accurate and timely migration statistics is essential. These data also contribute to the development of the Population Estimation and Projection reports by the TSD.

This bulletin presents information on arrivals and departures, disaggregated by purpose of travel, reasons for absence, country of usual residence, and country visited.

We welcome any suggestions from recipients of this bulletin that may help us improve future editions.

.....  
**Mr. Sione F. Lolohea**  
*Government Statistician*



## Summary of International Arrivals and Departures

**Table 1: Total arrivals and departures for March 2026 with monthly and annual percentage change.**

Month of March 2026	Number of Person(s)			Changes from previous month (%)	Changes from previous year (%)
	Mar 2026	Feb 2026	Mar 2025		
<b>All Arrivals</b>	<b>11,490</b>	<b>8,820</b>	<b>6,429</b>	<b>30.3%</b>	<b>78.7%</b>
Air Visitors	4,905	3,101	3,099	58.2%	58.3%
Air Returning Residents	3,549	4,281	3,330	-17.1%	6.6%
Cruise Ships	3,030	1,438	-	110.7%	-
Yachts	6	-	-	-	-
<b>All Departures</b>	<b>11,321</b>	<b>8,709</b>	<b>6,876</b>	<b>30.0%</b>	<b>64.6%</b>
Air Departures Non-Resident	5,035	3,715	3,464	35.5%	45.4%
Air Departures Resident	3,256	3,724	3,412	-12.6%	-4.6%
Cruise Ships	3,030	1,270	-	138.6%	-
Yachts	-	-	-	-	-

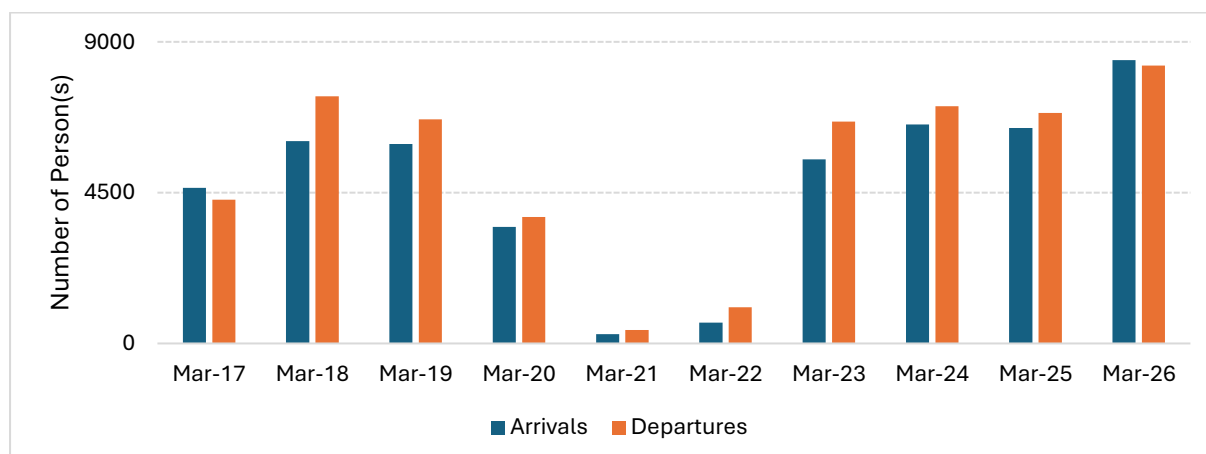
### International Arrivals:

- The **total number of arrivals in March 2026 was 11,490**, representing a 30.3% increase compared to February 2026 and a 78.7% increase compared to March 2025.
- Air visitor arrivals increased by 58.2% compared to February 2026 and by 58.3% compared to March 2025.
- Air returning residents decreased by 17.1% compared to February 2026 but increased by 6.6% compared to March 2025.
- The significant increase in total arrivals was largely driven by a series of key events held in March, most notably the centenary celebrations of Queen Salote College, which resulted in a higher volume of visitor arrivals.

### International Departures:

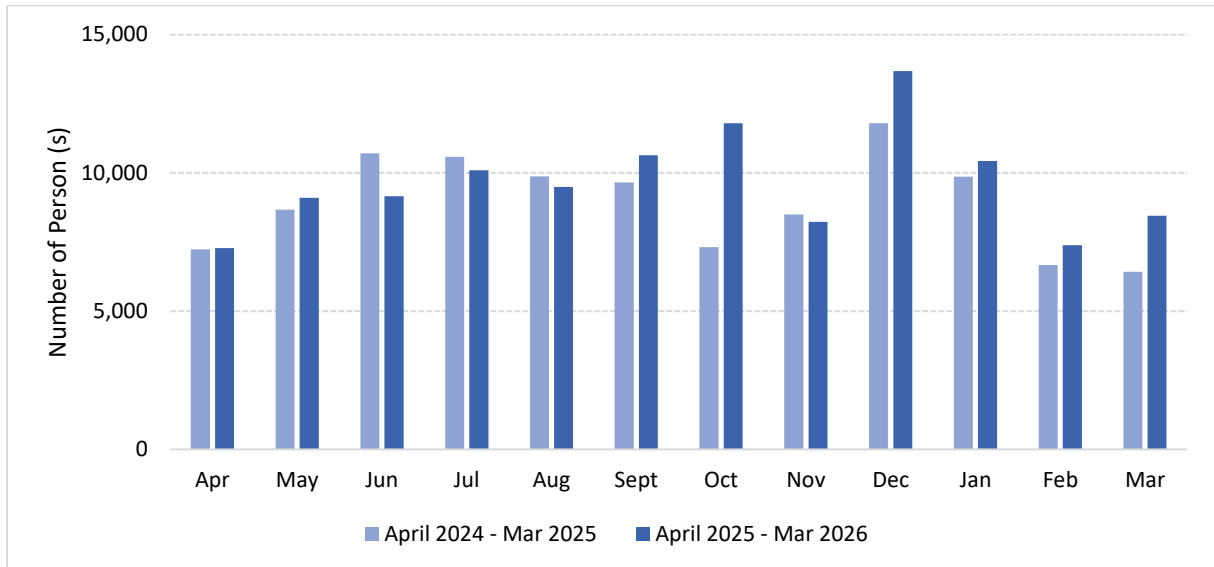
- The **total number of departures in March 2026 was 11,321**, representing a 30% increase compared to February 2026 and a 64.6% increase compared to March 2025.
- Air departures of non-residents increased by 35.5% compared to February 2026 and by 45.4% compared to March 2025.
- Air departures of residents decreased by 12.6% compared to February 2026 and by 4.6% compared to March 2025.
- The high rate of air departures was driven by increased outbound travel among both international visitors and Tongan residents, likely reflecting the return of attendees from the centenary celebrations of Queen Salote College and departures for other reasons including seasonal employment.

**Figure 1: March Air Arrivals and Departures from 2017 to 2026.**



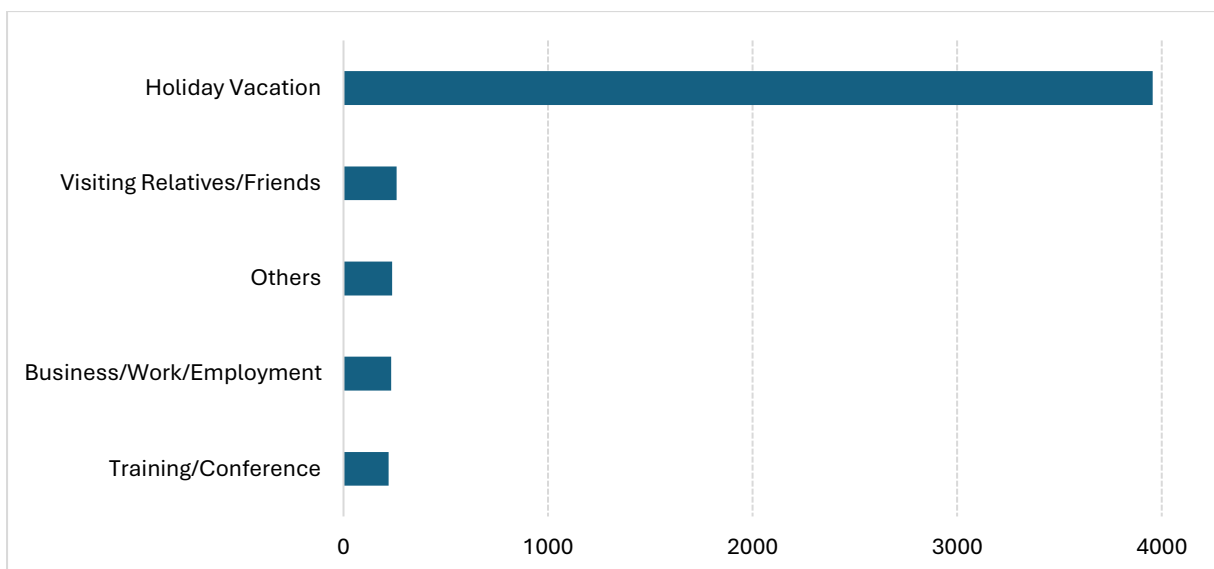
- In March 2026, Tonga recorded slightly higher air arrivals (8,454) than departures (8,291), showing a reversal of the pattern observed in both the previous month and year. This increase in arrivals reflects the significance of the 100th Anniversary celebrations of Queen Salote College held during the month.

**Figure 2: Monthly Air Arrivals compared to the corresponding month of the previous year.**



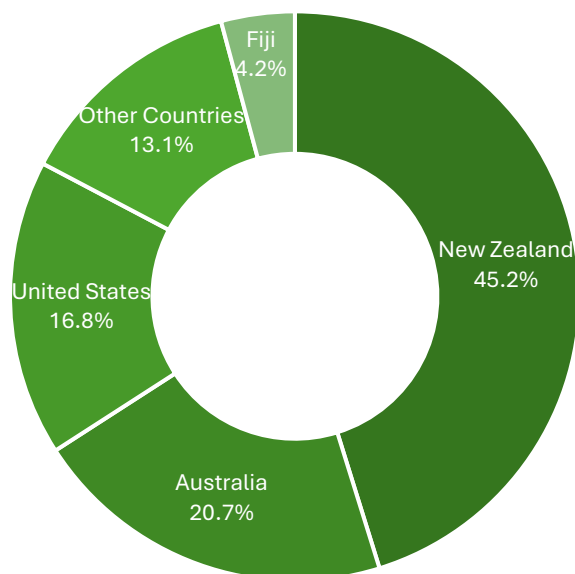
- Total air arrivals in March 2026 were 8,454, reflecting a 14.5% increase from 7,382 in February 2026 and a 31.5% increase compared to March 2025. These figures include both visitors and returning residents.

**Figure 3: Air Visitors by Purpose of Visit in March 2026.**



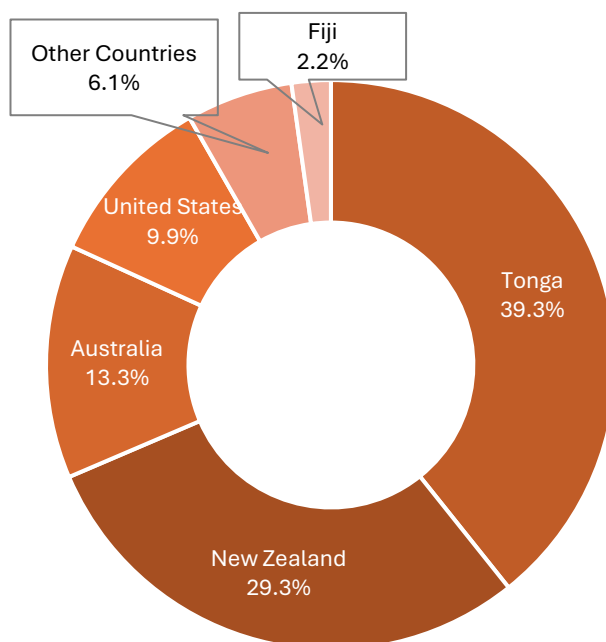
- In March 2026, majority of visitors by air, travelled to Tonga for holiday vacation purposes, making up 80.7% of the total air visitors (3,956).
- 5.3% of visitors by air travelled to Tonga to visit their relatives or friends (259).
- 4.8% travelled for other reasons such as funerals, weddings and other events (237), 4.7% travelled for business/work/employment (233), and 4.4% travelled for training and conference purposes (220).

**Figure 4: Air visitors by Country of Usual Residence in March 2026.**



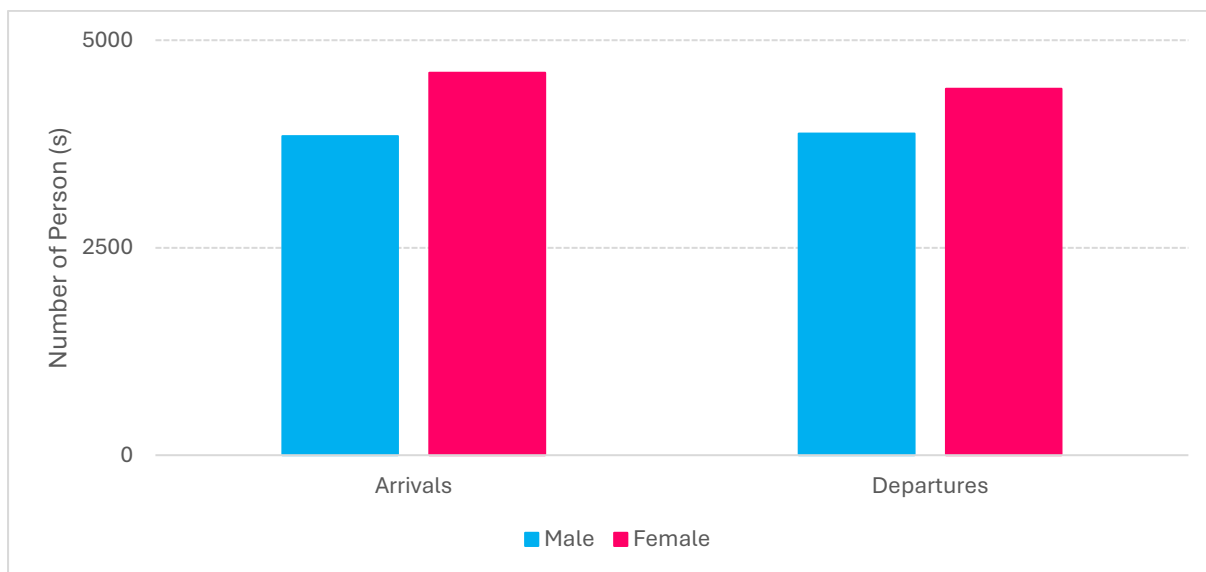
- New Zealand remains the leading country of residence for visitors, accounting for 45.2% of the total air visitors (2,217).
- Australia follows with 20.7% (1015) of visitors, United States with 16.8% (825), Other Countries with 13.1% and Fiji with 4.2%.

**Figure 5: Air departures by Country of Usual Residence in March 2026.**



- The majority of air departures in March 2026 were Tongan residents (3,256) followed by travellers from New Zealand (2,429), Australia (1,099), United States (821), Other Countries (502) and Fiji (184).

**Figure 6: Total air arrivals and departures by sex, March 2026.**



- In March 2026, females outnumbered males in both air arrivals and departures, accounting for 54.5% of total air arrivals and 53.3% of total air departures.

## Definitions

- ▶ **A Visitor:** a person other than a Tongan citizen, permit holder and exempted person, who usually stay at least 24 hours in the Kingdom, or who stays overnight in accommodation within Tonga. This refers to passengers arriving by air and yacht only.
- ▶ **Cruise Ship Passengers:** those who **arrive and depart in the same vessel**, which is on a cruise trip, and use that vessel's accommodation during their stay in Tonga. They are also known as "Excursionist"
- ▶ **A Returning resident:** a person who has the Kingdom of Tonga as their permanent address for more than six months of the year and returns to Tonga after a trip overseas. Tongan residence is self-defined as reported by travellers when completing the Passenger Arrival Card.
- ▶ **Mode of Transport:** only air, yacht and cruise ships passengers are included. Passenger/crew on cargo, navy or special vessels are excluded.
- ▶ **Main reason for journey.** On arrival in Tonga, all overseas visitors and Tongan residents are asked to state their purpose of journey. Statistics are published using the following categories:
  - Holiday/Vacation
  - Business/Work/Employment
  - Training/Conference
  - Visiting Friends and/or Relatives/Returning Residents
  - Others

**Table 1: Annual Arrival and Departure by Mode of Travel and Net Migration for Years 2016 - 2025**

Period	Visitors Arrivals				Returning Residents				Total Arrivals				Total Departures				Net Migration
	Air	Ship	Yacht	Total	Air	Ship	Yacht	Total	Air	Ship	Yacht	Total	Air	Ship	Yacht	Total	
2016	59,130	25,714	1,818	86,662	36,800	-	-	36,800	95,930	25,714	1,818	123,462	95,043	25,703	1,520	122,266	1,196
2017	62,506	21,719	2,354	86,579	38,124	-	-	38,124	100,630	21,719	2,354	124,703	99,280	21,698	1,992	122,970	1,733
2018	54,046	21,708	1,552	77,306	51,428	-	-	51,428	105,474	21,708	1,552	128,734	108,770	21,714	1,602	132,086	-3,352
2019	67,284	24,667	2,021	93,972	42,087	-	-	42,087	109,371	24,667	2,021	136,059	112,714	24,749	2,064	139,527	-3,468
2020	9,010	2,530	6	11,546	13,836	-	-	13,836	22,846	2,530	6	25,382	26,769	2,529	8	29,306	-3,924
2021	202	-	-	202	1,701	-	-	1,701	1,903	-	-	1,903	4,132	-	-	4,132	-2,229
2022	18,427	3,799	92	22,318	13,996	-	-	13,996	32,423	3,799	92	36,314	33,018	3,797	65	36,880	-566
2023	55,749	23,943	2,002	81,694	38,222	-	-	38,222	93,971	23,943	2,002	119,916	100,980	23,937	1,949	126,866	-6,950
2024	62,868	16,124	2,154	81,146	44,438	-	-	44,438	107,306	16,124	2,154	125,584	108,036	16,122	1,626	125,784	-200
2025	64,183	8,358	2,105	74,646	48,257	-	-	48,257	112,440	8,358	2,105	122,903	112,573	8,358	1,457	122,388	515

**Table 2: Monthly Arrival and Departure by Mode of Travel and Net Migration for Years 2023 to March 2026**

Period	Visitors Arrivals				Returning Residents				Total Arrivals				Total Departures				Net Migration
	Air	Ship	Yacht	Total	Air	Ship	Yacht	Total	Air	Ship	Yacht	Total	Air	Ship	Yacht	Total	
<b>2023</b>																	
Jan	3,330	2,856	-	6,186	3,780	-	-	3,780	7,110	2,856	-	9,966	9,346	2,856	-	12,202	-2,236
Feb	2,671	319	-	2,990	2,666	-	-	2,666	5,337	319	-	5,656	6,346	319	-	6,665	-1,009
Mar	3,085	207	-	3,292	2,407	-	-	2,407	5,492	207	-	5,699	6,621	207	-	6,828	-1,129
Apr	3,540	2,872	6	6,418	2,724	-	-	2,724	6,264	2,872	6	9,142	6,689	2,872	20	9,581	-439
May	4,349	-	213	4,562	3,626	-	-	3,626	7,975	-	213	8,188	7,515	-	36	7,551	637
Jun	5,861	-	137	5,998	3,050	-	-	3,050	8,911	-	137	9,048	7,122	-	192	7,314	1,734
Jul	6,435	4,832	294	11,561	2,847	-	-	2,847	9,282	4,832	294	14,408	10,411	4,832	397	15,640	-1,232
Aug	6,058	2,369	273	8,700	2,940	-	-	2,940	8,998	2,369	273	11,640	9,638	2,369	257	12,264	-624
Sep	5,141	-	357	5,498	3,564	-	-	3,564	8,705	-	357	9,062	9,299	-	399	9,698	-636
Oct	3,760	4,027	285	8,072	3,167	-	-	3,167	6,927	4,027	285	11,239	7,562	4,025	342	11,929	-690
Nov	4,196	4,702	425	9,323	3,511	-	-	3,511	7,707	4,702	425	12,834	8,260	4,700	282	13,242	-408
Dec	7,323	1,759	12	9,094	3,940	-	-	3,940	11,263	1,759	12	13,034	12,171	1,757	24	13,952	-918
<b>2024</b>																	
Jan	3,762	674	11	4,447	5,672	-	-	5,672	9,434	674	11	10,119	11,330	674	-	12,004	-1,885
Feb	3,240	2,340	-	5,580	3,766	-	-	3,766	7,006	2,340	-	9,346	7,385	2,339	-	9,724	-378
Mar	3,520	1,378	-	4,898	3,013	-	-	3,013	6,533	1,378	-	7,911	7,075	1,377	-	8,452	-541
Apr	3,882	611	29	4,522	3,355	-	-	3,355	7,237	611	29	7,877	6,947	611	2	7,560	317
May	5,039	-	363	5,402	3,632	-	-	3,632	8,671	-	363	9,034	8,330	-	103	8,433	601
Jun	7,277	-	309	7,586	3,434	-	-	3,434	10,711	-	309	11,020	6,982	-	414	7,396	3,624
Jul	7,453	2,768	359	10,580	3,123	-	-	3,123	10,576	2,768	359	13,703	12,157	2,768	360	15,285	-1,582
Aug	6,679	2,287	296	9,262	3,192	-	-	3,192	9,871	2,287	296	12,454	10,125	2,290	230	12,645	-191
Sep	5,930	-	412	6,342	3,724	-	-	3,724	9,654	-	412	10,066	9,341	-	289	9,630	436
Oct	4,460	4,908	234	9,602	2,857	-	-	2,857	7,317	4,908	234	12,459	7,084	4,907	181	12,172	287
Nov	4,255	750	139	5,144	4,239	-	-	4,239	8,494	750	139	9,383	9,250	748	47	10,045	-662
Dec	7,371	408	2	7,781	4,431	-	-	4,431	11,802	408	2	12,212	12,030	408	-	12,438	-226
<b>2025</b>																	
Jan	3,700	468	3	4,171	6,158	-	-	6,158	9,858	468	3	10,329	11,066	468	3	11,069	-1,208
Feb	3,106	4,099	-	7,209	3,559	-	-	3,559	6,665	4,099	-	10,764	7,072	4,099	-	11,171	-407
Mar	3,099	-	-	3,099	3,330	-	-	3,330	6,429	-	-	6,429	6,876	-	-	6,876	-447
Apr	3,838	473	40	4,330	3,448	-	-	3,448	7,286	473	40	7,778	7,244	473	33	7,731	49
May	5,091	950	304	6,345	4,005	-	-	4,005	9,096	950	304	10,350	8,214	950	121	9,285	1,065
June	5,604	-	381	5,985	3,552	-	-	3,552	9,156	-	381	9,537	7,799	-	258	8,057	1,480
July	6,399	-	301	6,700	3,696	-	-	3,696	10,095	-	301	10,396	10,835	-	200	11,035	-639
Aug	6,188	-	344	6,532	3,310	-	-	3,310	9,498	-	344	9,842	9,937	-	304	10,241	-399
Sept	6,550	-	464	7,014	4,094	-	-	4,094	10,644	-	464	11,108	10,290	-	174	10,464	644
Oct	6,896	1,269	253	8,418	4,903	-	-	4,903	11,799	1,269	253	13,321	11,691	1,269	360	13,320	1
Nov	4,399	-	15	4,414	3,837	-	-	3,837	8,236	-	15	8,251	9,347	-	4	9,351	-1,100
Dec	9,313	1,099	-	10,412	4,365	-	-	4,365	13,678	1,099	-	14,777	12,202	1,099	-	13,301	1,476
<b>2026</b>																	
Jan	4,342	-	-	4,342	6,089	-	-	6,089	10,431	-	-	10,431	12,607	-	-	12,607	-2,176
Feb	3,101	1,438	-	4,539	4,281	-	-	4,281	7,382	1,438	-	8,820	7,439	1,270	-	8,709	111
Mar	4,905	3,030	6	7,941	3,549	-	-	3,549	8,454	3,030	6	11,490	8,291	3,030	-	11,321	169

**Table 3: Total Air Arrivals by Age Group, Type of Passengers and Sex for March 2026**

Age Group	Total			Type of Passengers					
				Visitors			Returning Residents		
	Total	Male	Female	Total	Male	Female	Total	Male	Female
0-4	299	141	158	190	87	103	109	54	55
5-9	272	128	144	175	92	83	97	36	61
10-14	251	123	128	135	72	63	116	51	65
15-19	409	225	184	230	123	107	179	102	77
20-24	615	267	348	259	96	163	356	171	185
25-29	651	325	326	343	164	179	308	161	147
30-34	686	319	367	396	182	214	290	137	153
35-39	711	374	337	411	210	201	300	164	136
40-44	734	328	406	416	174	242	318	154	164
45-49	685	284	401	416	180	236	269	104	165
50-54	693	303	390	410	179	231	283	124	159
55-59	790	341	449	468	181	287	322	160	162
60-64	595	262	333	368	157	211	227	105	122
65-69	494	201	293	331	123	208	163	78	85
70-74	317	130	187	203	72	131	114	58	56
75+	252	94	158	154	56	98	98	38	60
<b>Total</b>	<b>8,454</b>	<b>3,845</b>	<b>4,609</b>	<b>4,905</b>	<b>2,148</b>	<b>2,757</b>	<b>3,549</b>	<b>1,697</b>	<b>1,852</b>
%Distribution	100.0%	45.5%	54.5%	58.0%	25.4%	32.6%	42.0%	20.1%	21.9%

**Table 4: Total Air Visitors by Usual Residence and Purpose of Visit, March 2026**

Country of Usual Residence	Total	% Distribution	Holiday Vacation	Business/	Training/	Visiting Relatives/	
				Work/		Conference	Friends/Returning
				Employment		Residents	
American Samoa	21	0.4%	2	0	1	0	18
Australia	1,015	20.7%	815	47	27	76	50
Canada	23	0.5%	14	2	2	1	4
China	198	4.0%	176	3	2	14	3
Fiji	205	4.2%	106	26	44	16	13
France	10	0.2%	8	0	2	0	0
Germany	32	0.7%	28	2	0	1	1
India	6	0.1%	0	4	1	0	1
Italy	3	0.1%	2	1	0	0	0
Japan	62	1.3%	37	8	13	3	1
New Zealand	2,217	45.2%	1,904	99	69	85	60
Other African Countries	11	0.2%	6	1	0	1	3
Other Asian Countries	41	0.8%	17	5	12	3	4
Other European Countries	83	1.7%	71	6	2	0	4
Other Pacific Countries	74	1.5%	28	9	7	3	27
Uk	49	1.0%	37	3	5	0	4
United States	825	16.8%	690	16	31	56	32
Western Samoa	30	0.6%	15	1	2	0	12
<b>Total</b>	<b>4,905</b>	<b>100%</b>	<b>3,956</b>	<b>233</b>	<b>220</b>	<b>259</b>	<b>237</b>
% Distribution	100.0%	0.0%	80.7%	4.8%	4.5%	5.3%	4.8%

**Table 5: Total Air Departures by Age Group, Type of Passengers and Sex for March 2026**

Age Group	Total			Type of Passengers					
				Visitors			Returning Residents		
	Total	Male	Female	Total	Male	Female	Total	Male	Female
0-4	275	122	153	175	69	106	100	53	47
5-9	212	110	102	157	88	69	55	22	33
10-14	199	107	92	134	64	70	65	43	22
15-19	329	172	157	154	58	96	175	114	61
20-24	683	373	310	262	98	164	421	275	146
25-29	675	343	332	317	131	186	358	212	146
30-34	663	330	333	366	159	207	297	171	126
35-39	643	338	305	392	185	207	251	153	98
40-44	715	329	386	427	176	251	288	153	135
45-49	690	310	380	443	179	264	247	131	116
50-54	717	309	408	472	190	282	245	119	126
55-59	771	311	460	492	184	308	279	127	152
60-64	633	281	352	425	183	242	208	98	110
65-69	526	220	306	397	158	239	129	62	67
70-74	318	131	187	234	93	141	84	38	46
75+	242	89	153	188	63	125	54	26	28
<b>Total</b>	<b>8,291</b>	<b>3,875</b>	<b>4,416</b>	<b>5,035</b>	<b>2,078</b>	<b>2,957</b>	<b>3,256</b>	<b>1,797</b>	<b>1,459</b>
%Distribution	100.0%	46.7%	53.3%	60.7%	25.1%	35.7%	39.3%	21.7%	17.6%

**Table 6: Total Air Departures by Usual Residence and by Sex, March 2026**

Country of Usual Residence	Total					
	Total	% Distribution	Male	% Distribution	Female	% Distribution
American Samoa	3	0.0%	2	0.1%	1	0.0%
Australia	1,099	13.3%	418	10.8%	681	15.4%
Canada	16	0.2%	6	0.2%	10	0.2%
China	121	1.5%	81	2.1%	40	0.9%
Fiji	184	2.2%	109	2.8%	75	1.7%
France	13	0.2%	9	0.2%	4	0.1%
Germany	23	0.3%	13	0.3%	10	0.2%
India	4	0.0%	4	0.1%	0	0.0%
Italy	4	0.0%	2	0.1%	2	0.0%
Japan	69	0.8%	52	1.3%	17	0.4%
New Zealand	2,429	29.3%	926	23.9%	1503	34.0%
Other African Countries	11	0.1%	8	0.2%	3	0.1%
Other Asian Countries	39	0.5%	25	0.6%	14	0.3%
Other European Countries	91	1.1%	61	1.6%	30	0.7%
Other Pacific Countries	41	0.5%	23	0.6%	18	0.4%
Tonga	3,256	39.3%	1797	46.4%	1459	33.0%
Uk	50	0.6%	28	0.7%	22	0.5%
United States	821	9.9%	305	7.9%	516	11.7%
Western Samoa	16	0.2%	5	0.1%	11	0.2%
Other American Countries	1	0.01%	1	0.0%	0	0%
<b>Total</b>	<b>8,291</b>	<b>100%</b>	<b>3,875</b>	<b>46.7%</b>	<b>4,416</b>	<b>53.3%</b>

---

**Printed by STATISTICS DEPARTMENT**

**Nuku'alofa, TONGA—2026**

---